






Protective Barrier Comparison Guide

This guide will help you choose desktop and mobile protective barriers that meet your school's or library's needs and ensure the safety of your staff, students, and patrons. To shop and see more details about each barrier, click on the product name or image below. You can also [click here to shop all protective barriers](#).

PRODUCT											
	Demco Budget Clear Foldable Desk Barrier	Demco Economy Foldable Desk Barrier	Deflecto® Bent Edge Desk Barrier	Deflecto® Hinged Desktop Barriers	Demco Portable Health Shield	Demco Foldable Health Shield	Demco Counter/Aisle Health Shield	Acrylic Protection Guards Without Window	Acrylic Protection Guards with Window	MooreCo™ Essentials Mobile Clear Dividers	Luxor® Mobile Whiteboard Room Divider
PRICE	\$14.99	\$29.99	\$119.99	\$99.99–109.99	\$139.99	\$219.99	\$199.99	\$99.99–199.99	\$99.99–199.99	\$529.99–699.99	\$299.99
MATERIAL	1/25" thick polyethylene	Corrugated plastic frame with clear 7 mil PET/polyester windows	1/8" thick impact-resistant polycarbonate	1/8" thick impact-resistant polycarbonate	3/16" thick acrylic	3/16" thick acrylic	3/16" thick acrylic	1/8" thick acrylic	1/8" thick acrylic	Clear plastic panel with aluminum frame	Double-sided steel markerboard with aluminum frame
OVERALL SIZE(S)	24"H x 46"W	24" H x 44" W	24" H x 22" W x 16" D	18"H x 18"W x 14½"D, 20"H x 18"W x 14½"D, 24"H x 22"W x 16"D	31½"H x 23½"W x 12"D	31½"H x 23½"W x 12"D	31½"H x 23½"W x 12"D	24"H x 24"W, 24"H x 30"W, 24"H x 36"W, 24"H x 48"W, 30"H x 24"W, 36"H x 24"W	24" H x 24" W, 24" H x 30" W, 24" H x 36" W, 24" H x 48" W, 30" H x 24" W, 36" H x 24" W	71¾"H x 42"W x 21"D, 71¾"H x 68"W x 21"D	75" H x 43" W x 24" D
PANEL DIMENSIONS	24" H x 22" W center panel, 24" H x 12" W side panels	20" W center panel with 19" H x 17" W window, 12" W side panels with 19" H x 9" W windows	24" H x 22" W center panel, 24" H x 16" W side panels	18"H barrier: 18" H x 18" W center panel, 18" H x 14½" W side panels 20"H barrier: 20" H x 18" W center panel, 20" H x 14½" W side panels 24"H barrier: 24" H x 22" W center panel, 24" H x 16" W side panels	Same as above	31½" H x 23½" W center panel, 31½" H x 11½" W side panels	Same as above	Same as above	Same as above	42"W divider: 54" H x 38½" W clear panel 68"W divider: 54" H x 68" W clear panel	64" H x 38½" W
WEIGHT	2.5 lbs	0.93 lbs.	8.14 lbs.	6.9–10.01 lbs.	7 lbs.	13 lbs.	12 lbs.	2.93–5.86 lbs.	2.93–5.86 lbs.	36 lbs., 60 lbs.	60 lbs.
PORTABLE	Yes	Yes	Yes	Yes	Yes	Yes	No	Yes	Yes	Yes, 2¼" dia. casters (all locking)	Yes, 2" dia. casters (2 locking)
FOLDABLE	Yes	Yes	No	Yes	No	Yes	No	No	No	No	No
PASS-THROUGH WINDOW	No	No	No	No	Yes, 3" H x 12" W	Yes, 3" H x 12" W	No	No	Yes, 4⅞" H x 11¾" W	No	No
ATTACHES TO WORK SURFACE	Yes, base features 4 tabs that can be affixed with included hook and loop coins.	Yes, base features 4 tabs that can be affixed with included hook and loop coins.	Yes, optional adhesive channel strips included.	Yes, optional adhesive channel strips included.	No	No	Yes, hardware included.	No	No	No	No
CLEANING INSTRUCTIONS	Use a mild soap/liquid detergent with water or 50:50 solution of isopropyl alcohol and water. After cleaning, rinse with lukewarm water.	Use a mild soap/liquid detergent with water or 50:50 solution of isopropyl alcohol and water. After cleaning, rinse with lukewarm water.	Use a mild soap/liquid detergent with water or 50:50 solution of isopropyl alcohol and water. After cleaning, rinse with lukewarm water.	Use a mild soap/liquid detergent with water or 50:50 solution of isopropyl alcohol and water. After cleaning, rinse with lukewarm water.	Use a microfiber cloth to wet with clean water and blot dry with another microfiber cloth. Repeat with disinfectant.	Use a microfiber cloth to wet with clean water and blot dry with another microfiber cloth. Repeat with disinfectant.	Use a microfiber cloth to wet with clean water and blot dry with another microfiber cloth. Repeat with disinfectant.	Use a microfiber cloth with soap and water or 30:70 solution of isopropyl alcohol and water.	Use a microfiber cloth with soap and water or 30:70 solution of isopropyl alcohol and water.	Use a clean microfiber or other lint-free cloth with special acrylic cleaner or distilled water. Apply light pressure only.	Wipe surface with clean cloth moistened with liquid glass cleaner. Rinse with clean water. Wipe with dry cloth.
WRITABLE	No	Yes, use dry-erase or permanent markers on plastic frame.	No	No	No	No	No	No	No	No	Yes, use dry-erase markers.
TRANSPARENT ON ALL SIDES	Yes	Yes	Yes	Yes	Yes	Yes	Yes	Yes	Yes	Yes	No
PRODUCT NUMBER	138-0635	138-0389	138-0429	138-0424 138-0425 138-0426	138-0298	138-0299	138-0300	138-0337, 138-0339, 138-0341, 138-0343, 138-0345, 138-0347	138-0338, 138-0340, 138-0342, 138-0344, 138-0346, 138-0351	138-0433 138-0434	136-8963

Considering a high-quantity order? Call **800.462.8709** or email quote@demco.com.