

Series Names & Model #'s

46" Square Expanded Metal Picnic Table	— T46SQP, T46SQSM, T46SQIG, T46SQP-ADA
46" Square Perforated Metal Picnic Table	— T46SQP-Perf, T46SQSM-Perf, T46SQ-Perf, T46SQIG-Perf, T46SQP-ADA-Perf

Product maintenance

Inspect all hardware and fasteners, regularly check that all nuts and bolts are secure. Periodically examine for any signs of vandalism on any of your products thermoplastic surfaces. If any thermoplastic surface is vandalized by spray paint, simply take a rag and a aerosol can of WD40 ® and wipe the spray paint off. If the thermoplastic surface has any cuts simply take an industrial heat gun to the affected area. For regular cleaning use soap and water.

Thermoplastic Coating

Leisure Craft's outdoor furniture is covered in a copolymer-based thermoplastic powder coating. Thermoplastic is environmentally safe, the coating will never fade, crack, peel, warp, or discolor for the life of the product. Thermoplastic has the best adhesion rate of any other process. This keeps the metal base free of any corrosion possibilities. Thermoplastic is applied at a thickness of 25-30 mills. This allows maximum protection with the best possible surface. Thermoplastic can be easily repaired. Cuts are repaired by heating the affected area with an industrial heat gun. The thermoplastic will rebound itself. The properties of thermoplastic also make spray painting difficult for vandals. Simply wash product with a standard industrial cleaner.

Specifications

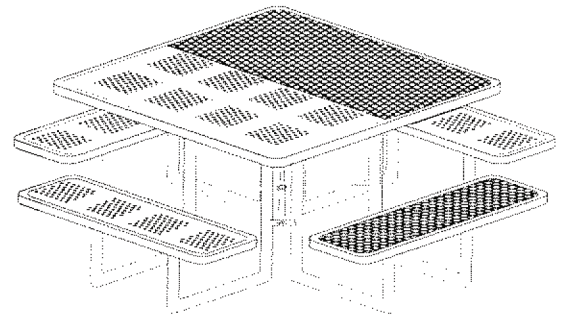
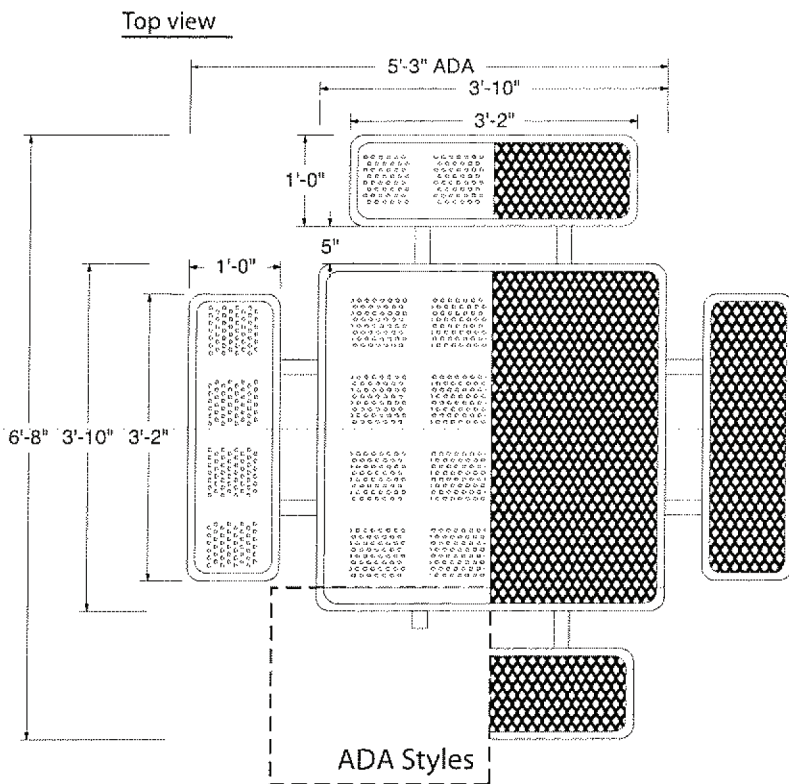
General

All seats and table tops of the listed products above are protected with Thermoplastic coating. Black powder coated galvanized steel legs and support structure. Available in expanded metal and perforated metals. 2" umbrella hole. Up to eight seats for all except any ADA which have up to six seats. Anti-skateboard tab is also available for all models above.

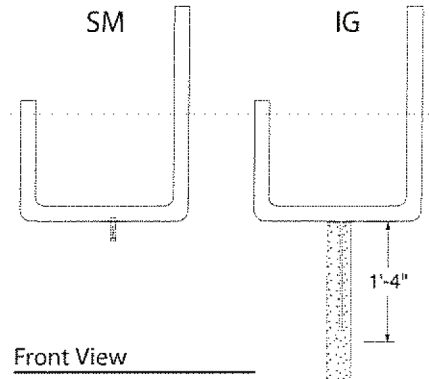
Weight will vary base on chosen style.

T46SQP - Weight: 240 lbs. / T46SQP-Perf - Weight: 300 lbs.
T46SQSM - Weight: 245 lbs. / T46SQSM-Perf - Weight: 305 lbs.
T46SQIG - Weight: 250 lbs. / T46SQIG-Perf - Weight: 310 lbs.
T46SQP-ADA - Weight: 220 lbs. / T46SQP-ADA-Perf - Weight: 230 lbs.

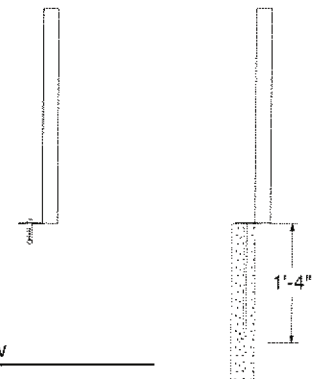
46" Square Metal Picnic Table



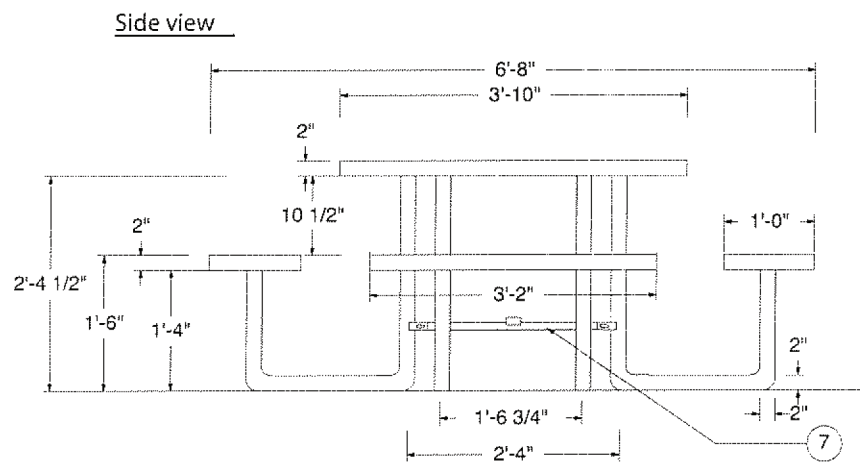
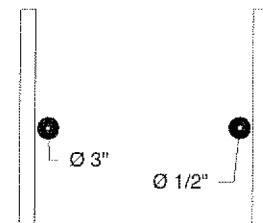
Side view



Front View



Top view



Available Styles

Quantities (per bench)

Hardware



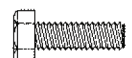
Expanded Metal



Perforated Metal

1A - 5/16" Hex head bolts	- qty 28
1B - 5/16" Washer	- qty 56
1C - 5/16" Nut	- qty 28
2A - ADA 5/16" Hex head bolts	- qty 24
2B - ADA 5/16" Washer	- qty 48
2C - ADA 5/16" Nut	- qty 24
3 - Table seats	- qty 4
4 - Table seats ADA	- qty 3
5 - Table top	- qty 1
6 - Leg Types (per bench)	- qty 8
7 - Cross brace	- qty 1

Ⓐ 5/16" Hex head bolt



Ⓑ 5/16" Washer



Ⓒ 5/16" Nut



scale 1/2" = 1'

Assembly Instructions

46" Square Expanded Metal Picnic Table

46" Square Perforated Metal Picnic Table

— T46SQP, T46SQSM, T46SQIG, T46SQP-ADA

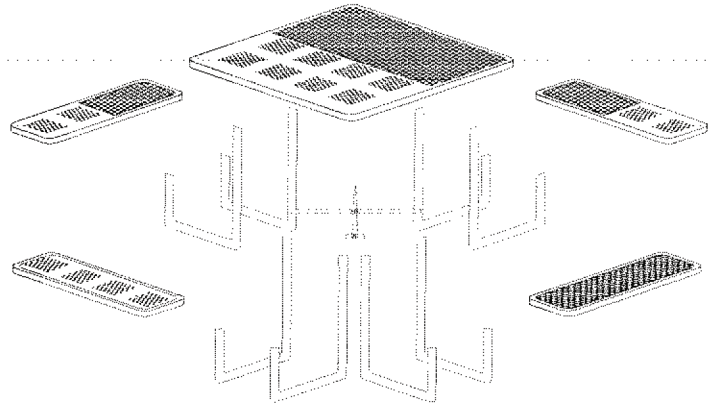
— T46SQP-Perf, T46SQSM-Perf, T46SQ-Perf, T46SQIG-Perf, T46SQP-ADA-Perf

Note: Work 1 one side at a time.

Do not tightly secure bolts until product is fully assembled.

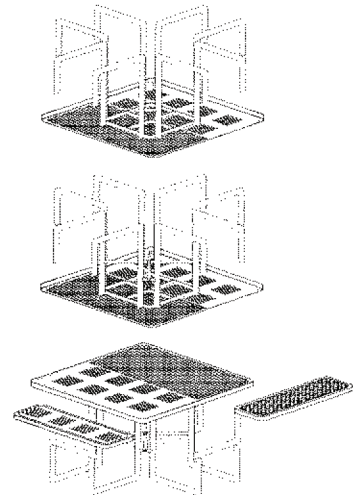
Step 1:

Check that all hardware, legs, seats, and table top are accounted for. Total parts for the assembly of one 46" Square Metal Picnic table are eight legs, four (ADA three) seats, one brace rod, twenty eight (ADA twenty four) 5/16" Hex Head Bolts, nuts, and fifty six (ADA forty eight) washers.



Step 2:

Assembly of all 46" square picnic tables are the same (ADA assembly are also the same.) Start with flipping the table top upside down then take one leg at a time and attach it to the top. Attach the legs in a clock wise /counter direction. With out tightening any of the bolts, take the center brace and bolt it to the corresponding corners for added security. Now flip the table upright and add the seats for your model of table.



(To prevent damage to your bench place a blanket underneath the bench.)

Step 3:

After all bolts are in place and the bench is on its feet, continue by making sure the table is level before tightening all of the bolts in the same progression that you started with. After all bolts are tightened enjoy your new table.

