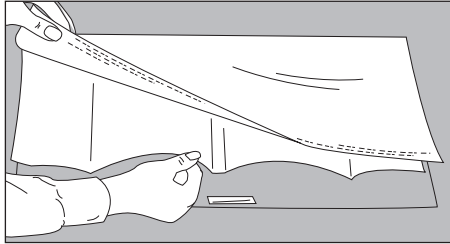
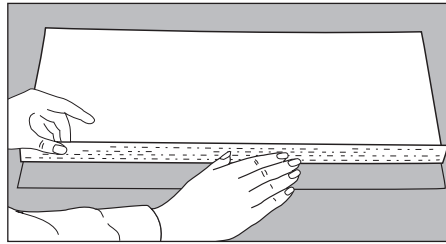


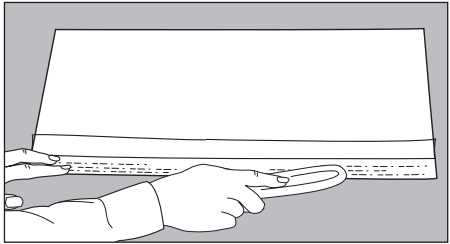
HOW TO APPLY PAPERFOLD™ BOOK JACKET COVERS



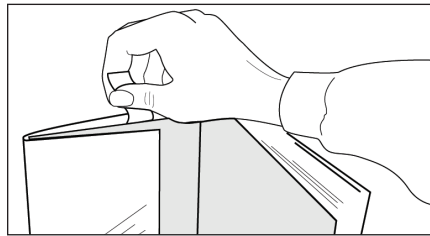
(1) Insert book jacket (printed face down), sliding it between the paper backing and transparent film.



(2) Fold paper back along perforation at edge of book jacket.



(3) Remove liner from anchor tape. Fold transparent film over onto paper backing and press down tape to hold in position. Crease film with a bone folder. Jacket is now ready to place on book.



(4) Wrap jacket around book. Lift jacket away from book and apply tape to hard outside cover of book. Wrap tape over edge of book and apply to book jacket cover.