

## OPERATING INSTRUCTIONS FOR CLIPS AND KEY

NEXPAK's Amaray II quick-release magnetic locking clip and easy-to-use key offer a simple solution for enhanced protection and security of DVDs for rental applications. Please affix the Amaray II key to counter surface prior to use to eliminate key movement using screws that are flush with the surface of the key.

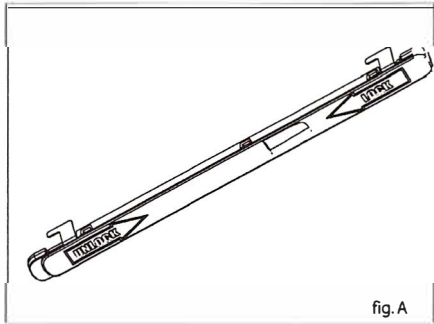


fig. A

### To Lock Case:

1. Clip can only be placed in the closing edge of the case in the unlocked position. This can be verified by a stepped appearance on the "UNLOCK" side of the clip (see fig.A). If clip is locked, see diagrams at bottom of page.
2. Align clip teeth with the holes on the closing side of the case. Press the clip into holes and activate the locking mechanism by sliding top of clip as indicated by the "LOCK" arrow. This will now create a stepped appearance on the "LOCK" side of the clip (see fig.B & C).

Please note that clip can be placed in the case with either "UNLOCK" or "LOCK" side of clip facing toward top of case.

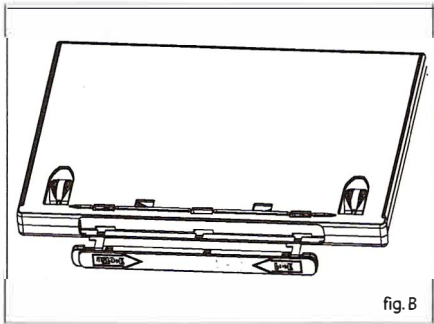


fig. B

### To Unlock Case:

1. To open the Amaray II magnetic locking clip, you will need the Amaray II key (see fig.C).
2. With a side sweeping motion, move case through u-shaped key slot and lift upward as you complete the action. If this fails to unlock the clip, sweep case back through key in the same manner in the opposite direction (see fig.D).
3. Clip slips easily out of case and is ready to be reused (see fig E).

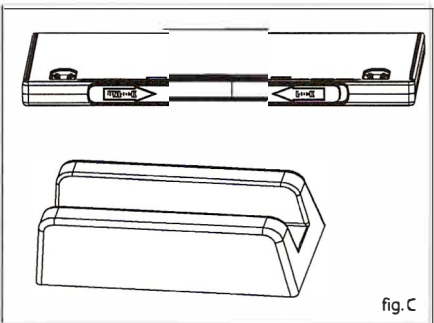


fig. C

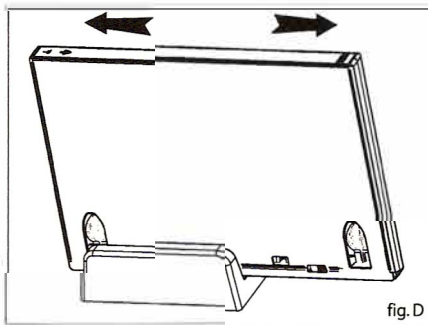


fig. D

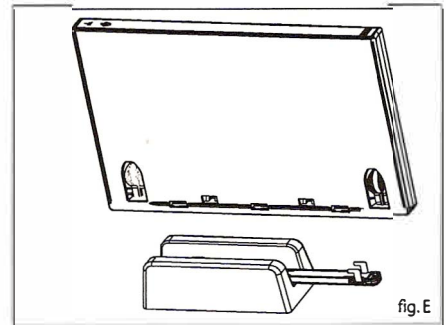
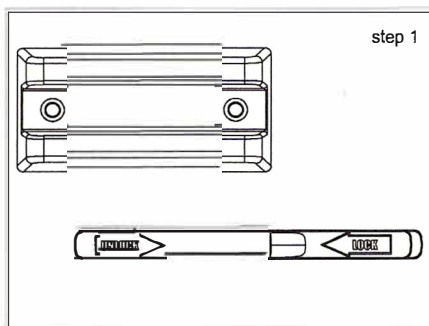


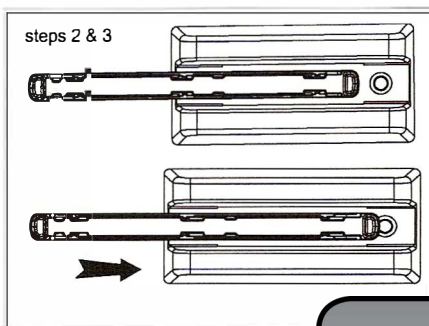
fig. E

### To Unlock Clip:

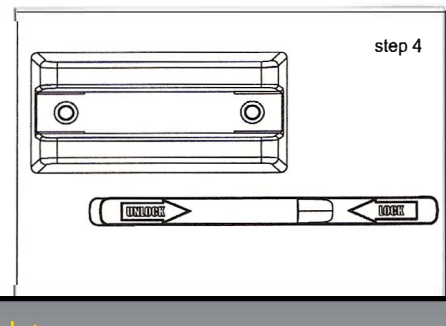
The clip can be unlocked by placing the unlocked clip side - with teeth side up - just in front of the furthest screw inside the key and then slide the plastic portion of clip into the unlocked position as indicated in the diagram below.



step 1



steps 2 & 3



step 4

**demco®**  
imagine what's possible™

Find Amaray Security Cases @demco.com,  
search **amaray security cases**

Call 800.962.4463 or email [custserv@demco.com](mailto:custserv@demco.com)